

# 2021-2022 Tax Rate Public Hearing

Dina D. Edgar  
Chief Financial Officer



# Setting the Tax Rates

## Maintenance & Operations



- ★ Salaries & Benefits
- ★ Contracted Services
- ★ Instructional & General Supplies
- ★ Utilities, Fuel & Other Operating

\$109.9 Million

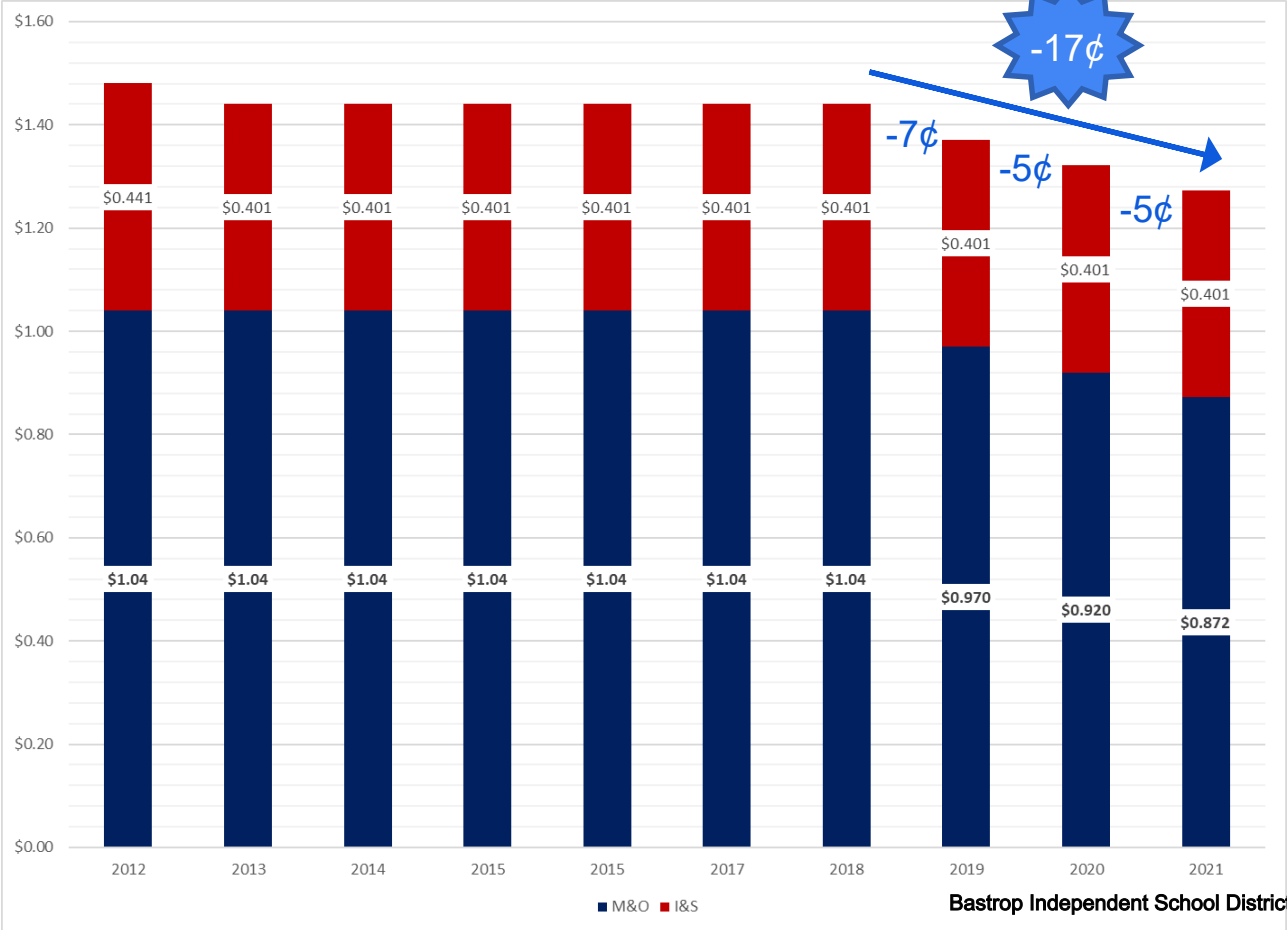
## Interest & Sinking (Debt Service)



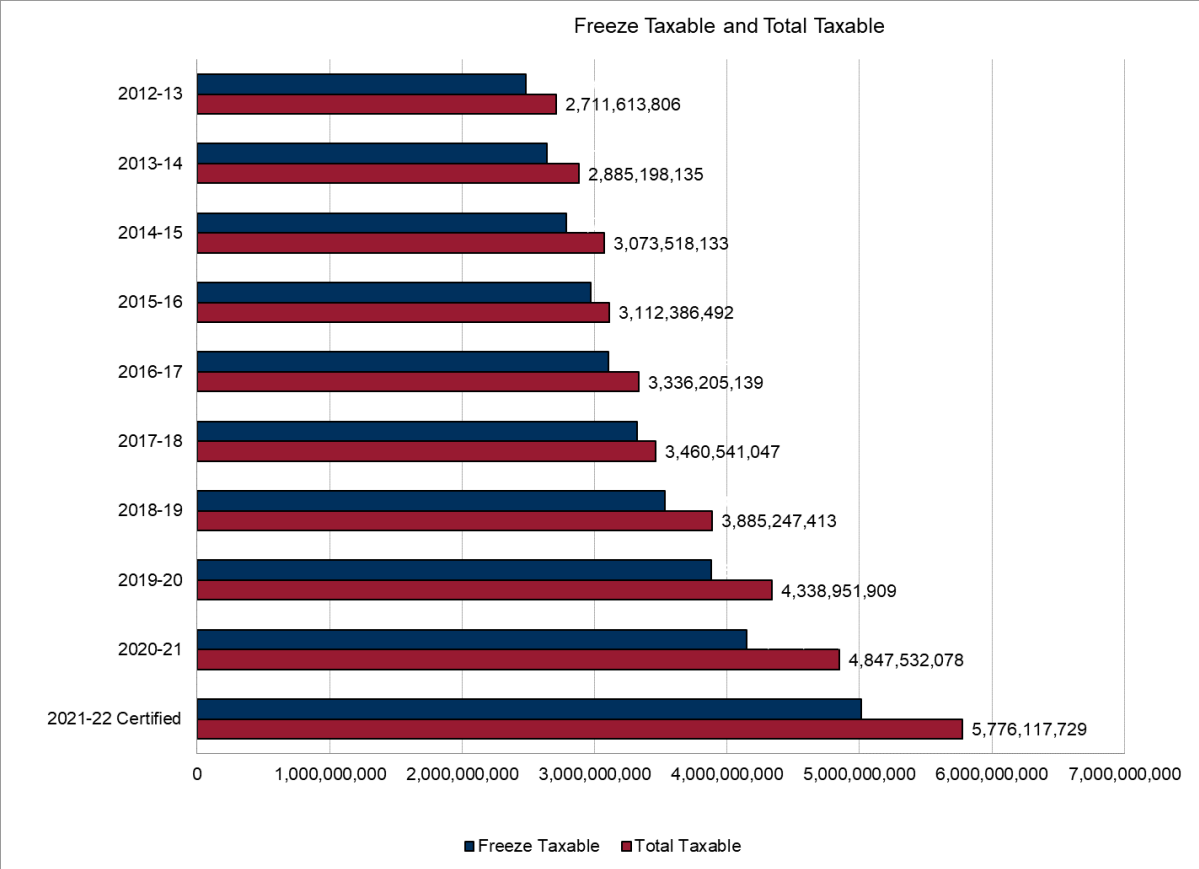
- ★ New Construction
- ★ Renovations & Improvements
- ★ Technology & Infrastructure
- ★ Safety & Security

\$20.4 Million

# Bastrop ISD Tax Rate History



# Bastrop ISD Property Value History



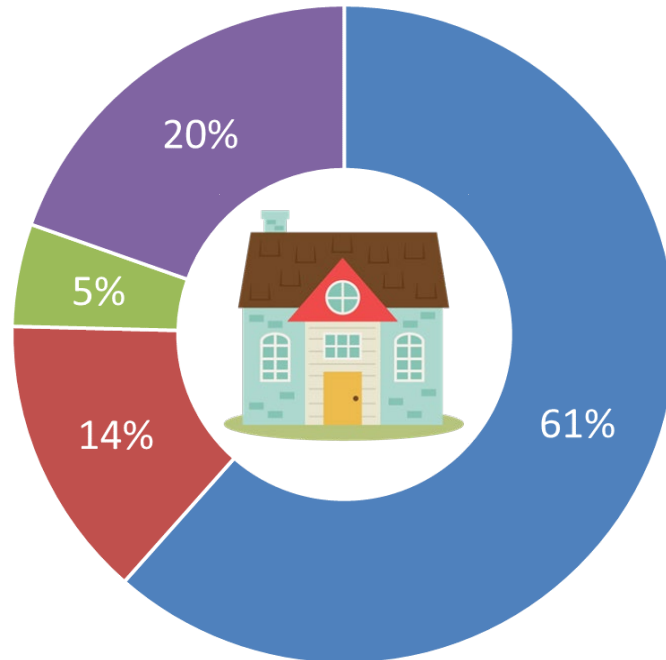
# Bastrop ISD Top 10 Principal Taxpayers

Name of Taxpayer	Type of Property	Taxable Assessed Valuation	%TAV
HR Lost Pines Resort LLC	Resort	99,818,442	1.73%
Bastrop Energy Partners LP	Utility	87,612,859	1.52%
GENTEX Power Corp	Utility	44,678,540	0.77%
BSCS LLC	Retail	34,174,847	0.59%
LCRA Transmission Corp	Utility	26,106,384	0.45%
The Village at Hunters Crossing	Housing	21,359,044	0.37%
Griffin Industries	Rendering	20,439,889	0.35%
ERCOT	Utility	18,633,199	0.32%
Southeast Power Corp	Utility	17,048,941	0.30%
Covert, Rox B, Duke M & Danay	Automobile	15,957,531	0.28%
	<b>TOTAL</b>	<b>385,829,676</b>	<b>6.68%</b>

# Property Values by Type

2020 Final Comptroller Values by Category

■ Residential ■ Commercial ■ Industrial ■ Utilities & Other



# 2021-2022 Adopted Tax Rate\*

★ Maintenance & Operations	\$0.8720
★ Debt Service	\$0.4010
★ <b>Total Estimated Tax Rate</b>	<b>\$1.2730</b>



“BASTROP ISD ADOPTED A TAX RATE THAT WILL RAISE MORE TAXES FOR MAINTENANCE AND OPERATIONS THAN LAST YEAR’S TAX RATE”

# THANK YOU!

Public Comment/Questions

